



SONOVISION LITE PROFILE

Peridot Technologies L.L.C.

843-Edward Street, Baldwin, New York 11510, U.S.A.

Tel: +1 (586) 486-3310

Fax: +1 (516) 208-5454

Peridot Technologies (Pvt.) Ltd.

71- Tipu Block, New Garden Town, Lahore, PAKISTAN

Tel: +92 (42) 584-8071, +92 (321) 848-8334

Fax: +92 (42) 583-0705

Email: info@peridotec.com

Web: <http://www.peridotec.com>

SONOVISION^{Lite}

Perfect Solution for Ultrasound / Color Doppler Scans and Reports Printing



<http://www.sonovision2.com>

Introduction

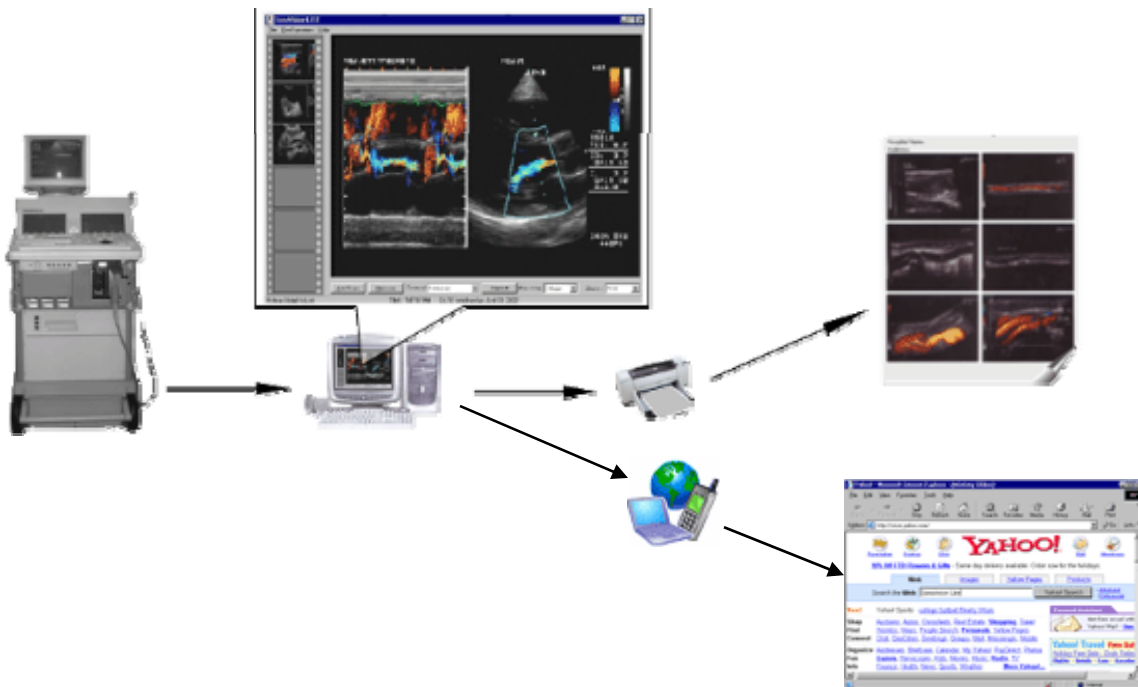
One of the best Ultrasound scans/images capturing and printing tool, using personal computer & ordinary printer. Highly efficient and easy to use with zooming scans option. Its automatic scan resolution control system provides optimal print results on any computer printer. Scans of special cases can be saved in a separate File in your computer, customizable patient's reports, Add-ons and much more.



The software can be installed on any of the Pentium MMX based computer along with any 600dpi or higher resolution Printer, thus saving the cost of thermal paper & video printer, Customizable patient's reports and frequent updates are provided through web site www.sonovision2.com .

System Overview

Ultrasound / Doppler Machine is connected to PC through a capture card, and the Sonovision acquires Data from Ultrasound/Doppler Machine and sends scans and patients data to computer printer or can also send patient's data to website or e-mail.



Features

- **Compatibility**

Can be used with any of Ultrasound, Color Doppler, Video Endoscopes, digital microscopes & Some X-Ray Machines.



- **Best Printing Resolution**

Auto Scan Resolution Control provides best printing quality.

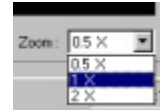
- **Remote Controlled Operations**

Scans can be printed using wired remote control or by pressing print button on your ultrasound machine.



- **Scan Zooming Option**

Scan can be zoomed from 0.5X to 2X size without changing the print quality.

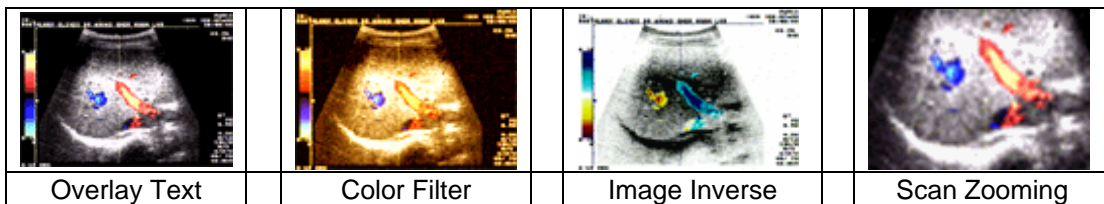


- **Saving Scans As File**

You can save high resolution scans as BMP and JPEG/JPG files into your computer, for future reference and presentations.

- **Image/Scan Enhancements**

Using Image/Scan Enhancements, doctor can add special effects to sonograms like Inverse Scan, Color Filter to scans to improve visibility, Scan Zooming and Add Text & Annotations to scans.



- **Save Special Cases**

Doctors can save patient's scans and details as special cases.




- **Discuss Patients on Web**

Upload scans of special cases to web sites like <http://www.pakdoctors.info> and discuss special cases with other doctors on the web, or can send scans through e-mail.



- **Customizable Reports**
Sonovision Lite is provided with important reports like Abdomen, Gyne, Obs, and EchoCardiaram etc. All these reports and their formats are fully customizable according to doctor's need. More Reports and Formats can be added to Sonovision through downloadable Add-On.



- **Sound Effects**
Sound effects are added on different events for doctor's convenience. 
- **Highly Cost Effective**
Sonovision Lite is highly cost efficient. It's running and installation cost is less than any other Scan and report printing system.

Value Added Services

- **Online Support**
Complete support is provided through web site, email and phone,
Website: <http://www.sonovision2.com>
E-mail: support@sonovision2.com
Phone: +92-42-5848071, +92-321-8488334
- **Frequent Updates**
Reports, Help Files and Special Features are updated frequently on the website which can be downloaded any time.
<http://www.sonovision2.com>

Cost Comparison and Savings

| Establishment Cost | | | |
|---------------------------|---------------------------------------|-------------------------------------|-------------------|
| | Doppler Printer | Sonovision Lite | Difference |
| Price Range | ~ \$4,000/- | ~ \$1,200/- | ~ \$ 2,800/- |
| Details | Color Video Printer with good Quality | Price Includes PC & DeskJet Printer | |

| Running Cost | | | |
|--------------------------|------------------------|------------------------|-------------------|
| | Doppler Printer | Sonovision Lite | Difference |
| Per Printout | \$ 0.64/- | \$ 0.08/- | \$ 0.56/- |
| Printer Cartridge | \$ 129.00/- | \$ 50.00/- | \$ 79.00/- |
| Scan / Cartridge | ~ 200 Scans | ~ 300 Scans | 100 Scans |

Sonovision Lite Requirements

- **Hardware Requirements**

- Pentium II 233 MHz or Equivalent Processor
 - 32 MB of RAM
 - Any Printer having USB or Network Interface
 - SVGA Monitor which supports 800X600 Resolution
 - 24 MB of Hard Disk Space

- **Software Requirements**

- Microsoft Windows 98/ME/2000/XP
 - DirectX 7.0 or Above
 - MS Office XP for Reports

Package Contents

1. Software CD

CD includes Sonovision software, drivers for Sonovision hardware, installation guide and bonus Software.



2. User Manual

It includes all installation and usage instructions.



3. Capture Card

Capture Card is installed in computer to acquire data from Ultrasound / Doppler machine



4. Remote Control

Using remote control, doctors can operate the software like image/scan capturing, printing etc.



5. Decoder

Remote control jack is inserted into Decoder. Software will not work without Decoder



6. Direct Switch Cable

This Cable is connected with ultrasound machine and Decoder, to send print command to computer through Ultrasound machine keyboard.



7. Video Cable

This Cable is connected with video out of ultrasound machine and video input of capture card installed in computer.



Sonovision Clients

Sonovision Lite is installed in more than 20 Location in different cities of Pakistan, which includes Government/Private Hospitals, Labs, Clinics and Health care centers.

Some respectable clients are:

- **District Headquarters (DHQ) Hospital, Rawalpindi**
D.H.Q Hospital, Raja Bazar
Rawalpindi, Pakistan
- **Ittefaq Hospital**
Near H. Block Model Town
Lahore, Pakistan
- **Atia Hospital**
Kala Board, Malir Cant
Karachi, Pakistan
- **Ali Hospital**
39 – Shalimar Link Road,
Lahore, Pakistan
- **Al Hafeez Hospital**
Plot # 2 Block 2 2/D-1, Umar Chowk, Township,
Lahore, Pakistan
- **Hi-Tech Lab**
514-A Faisal Town Opp. Jinnah Hospital
Lahore, Pakistan
- **Valley Clinic**
213- Peshawar Road
Rawalpindi, Pakistan
- **Rana Poly Clinic**
27-A Habib Ganj, Near Sheranwala Gate
Lahore, Pakistan
- **Ultrasound Clinic**
140-R Block 2, P.E.C.H.S. , Off. Sir Syed Road
Karachi, Pakistan
- **Advanced Ultrasound Clinic**
Omer Plaza, 76-W, Jinnah Ave, Blue Area
Islamabad, Pakistan

- **Gilani Ultrasound Center**
Main Ferozpur Road, Near General Hospital
Lahore, Pakistan
- **Kamal Ultrasound Center**
100-C Opposite Jinnah Hall
Vehari, Pakistan
- **Mazhar Ultrasound Center**
Zarghoon Road, 9-14/138 Bargharya Villa
Quetta, Pakistan
- **Radiology Ultrasound Center**
Opposite Ganga Ram Hospital
Lahore, Pakistan
- **Canal View Diagnostic Center**
4A/1. Noon Avenue. Old Muslim Town
Lahore, Pakistan

Comments About Sonovision Lite

1. Dr. Zahid Pasha (Advanced Ultrasound Clinic, Islamabad)

"I have found Sonovision Lite to be a very useful program, especially for printing of sonograms on ordinary printer. The most useful feature is its ability to print through the print switch of the ultrasound machine which saves a lot of time. It is also quite economical."



Machine: Esote Biomedica (Color Doppler)
Contact: +92-51-2277211, 2870077
Email: drzahidpasha@hotmail.com